



NUI Galway
OĒ Gaillimh

Stream A- Sexual Reproductive Health And Rights
11:00-12:30



Twinned audit of severe Pre-Eclampsia management to address equity in maternal and fetal health in Mayo & Londiani

Same condition, same treatment, different result.

A Tandem Approach to Improving the Care of Mothers in a Life-Threatening Disease of Late Pregnancy

Katie Moran¹, Collins Biwott³, Nada Warreth², Catherine Taaffe², Aoife Sweeney¹, Maria Kidney⁴, Anne Healy⁴,
Meabh Ni Bhuinneain^{1,2}

National University of Ireland
Galway¹,
Ireland.

Mayo University Hospital²,
Castlebar,
County Mayo,
Ireland

Londiani Sub-County Hospital³,
Kericho county,
Kenya

Brighter Communities
Worldwide⁴,
Ireland.

The Healthcare Audit Cycle (Health Service Executive, 2013)



Source: HSE Quality and Patient Safety Division, 2013

Individual standards based on relevant clinical guidelines

Mayo: Appropriate bundle of care given for maternal stabilisation¹

Londiani: Maternal and newborn morbidity and mortality²

Data collection

Mayo:

- High Dependency Unit register
- Electronic medical records

Londiani:

- Maternity register
- Pharmacy register

1 : Institute of Obstetricians and Gynaecologists, Royal College of Physicians of Ireland and the Clinical Strategy and Programmes Division, Health Service Executive. 2016. The Diagnosis and Management of Severe Pre-Eclampsia and Eclampsia [guideline No.3] Ireland: Royal College of Physicians of Ireland and Clinical Strategy and Programmes Directorate, Health Service Executive. Available from: https://rcpi-live-cdn.s3.amazonaws.com/wp-content/uploads/2017/02/Pre-eclampsia_Approved_120716.pdf

2: Ministry of Public Health and Sanitation and Ministry of Medical services, Republic of Kenya. 2015. National Guidelines for Quality Obstetric and Perinatal Care [Online]. Nairobi: Ministry of Public Health and Sanitation. Available from: <https://www.moh.gov.ke/Portals/0/Quality%20Obstetric%20and%20Perinatal%20Care%20-%202015.pdf>

Results

Demographics

Gestational Age

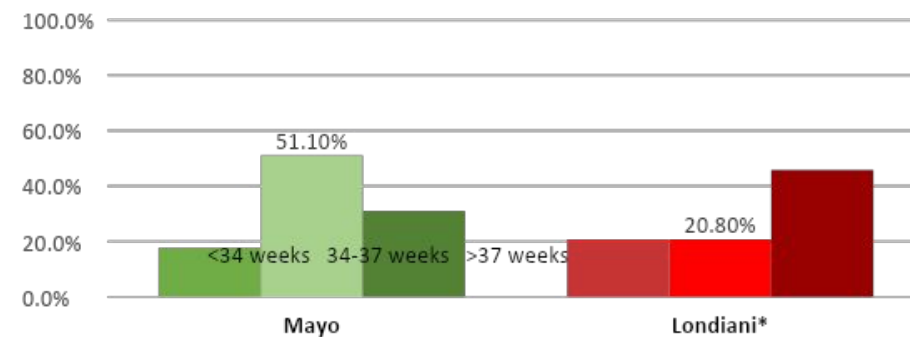


Figure 2: Gestational age on presentation

Parity-Nulliparous

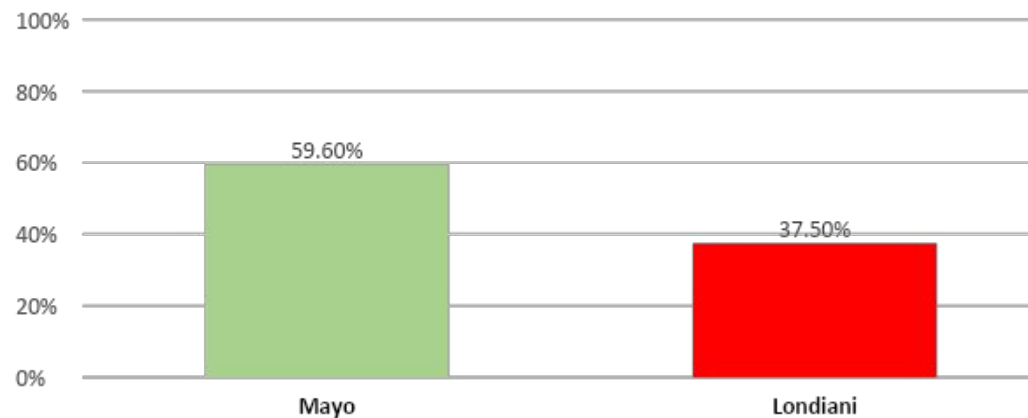


Figure 1: Parity

Maternal Age Groups

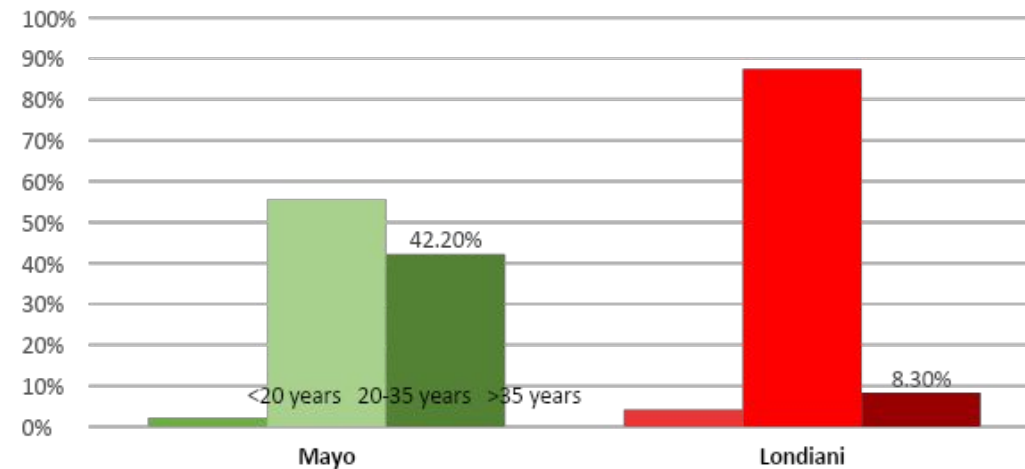


Figure 3: Maternal age

Demographics contd.

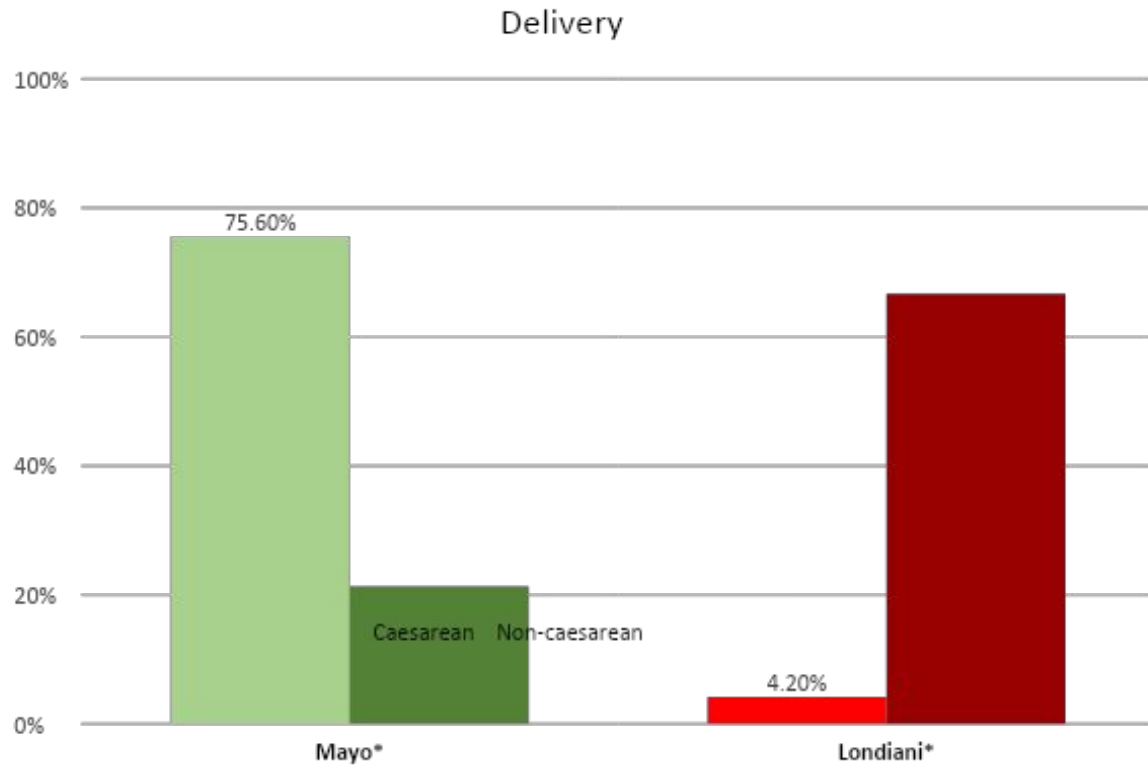


Figure 4: Modes of Delivery

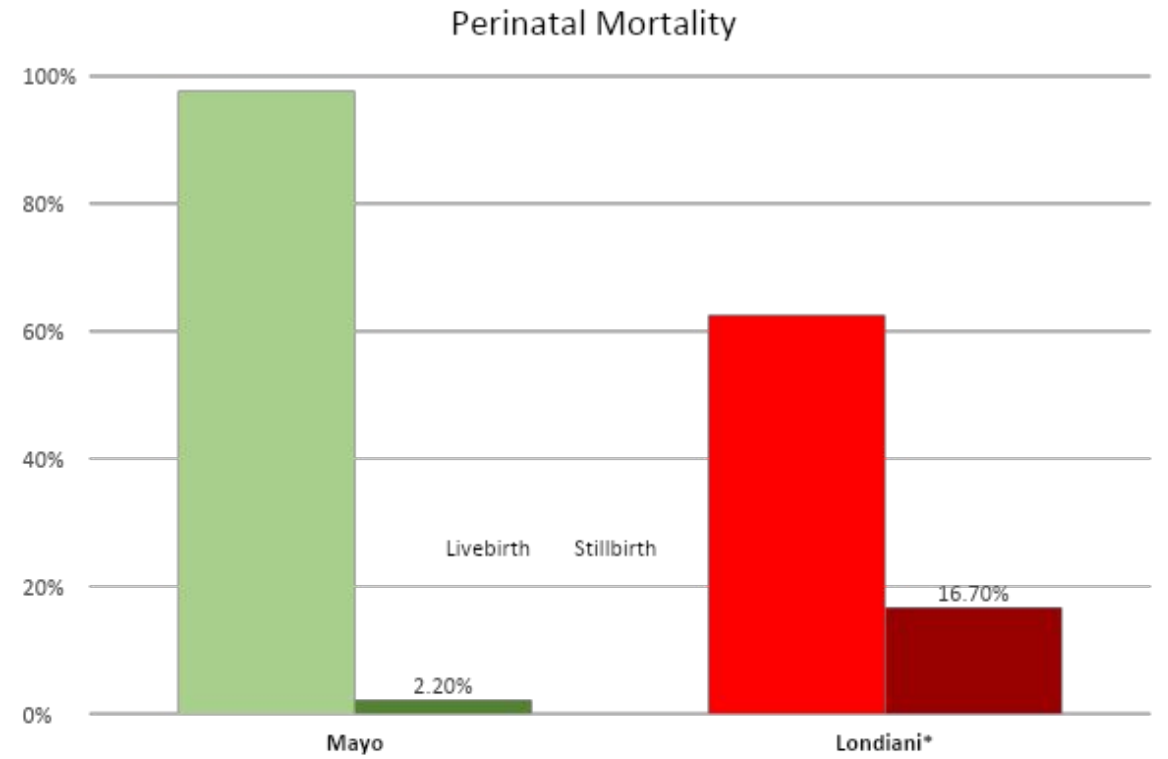


Figure 5: Perinatal mortality

Mayo Results

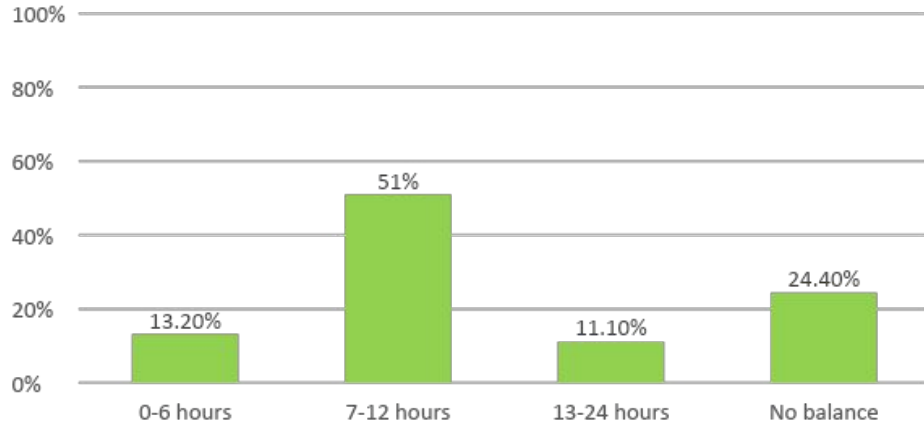


Figure 6: Time from admission when fluid calibration was measured

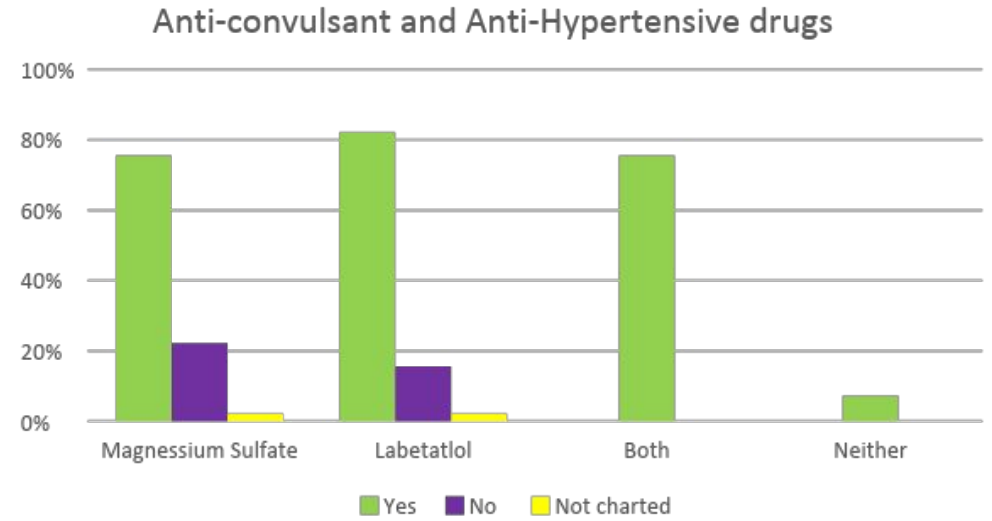


Figure 7: % of cases which anti-convulsant and anti hypertensive drugs were administered

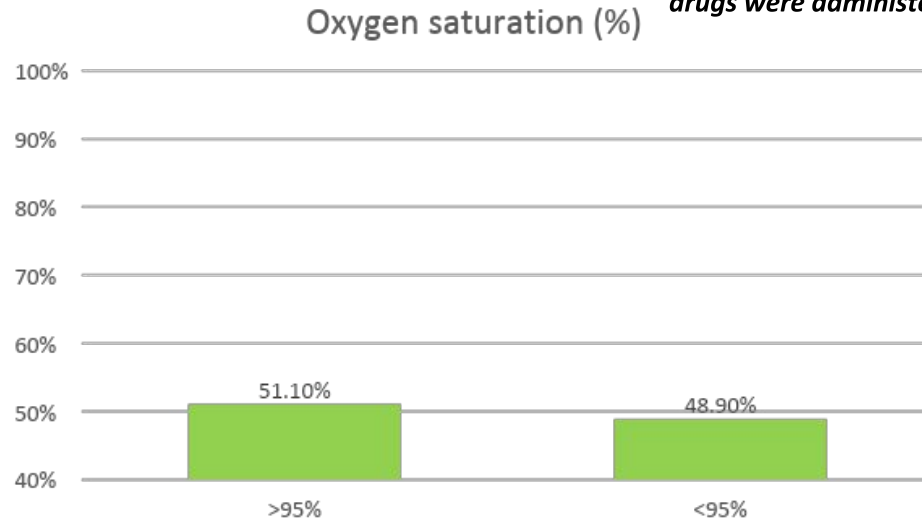


Figure 8: Oxygen saturation levels \pm 95%

Kenya Results

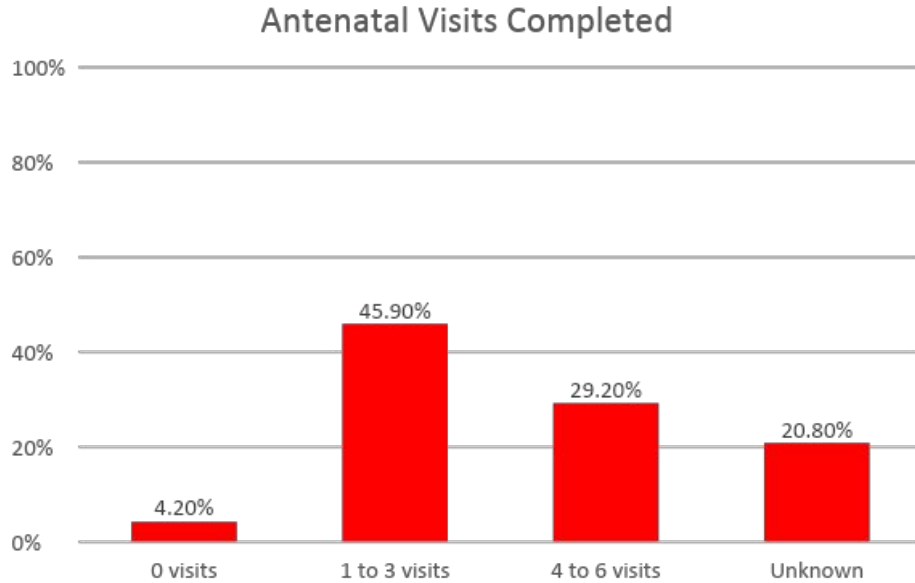


Figure 8: Antenatal visits completed by women who developed Pre-Eclampsia

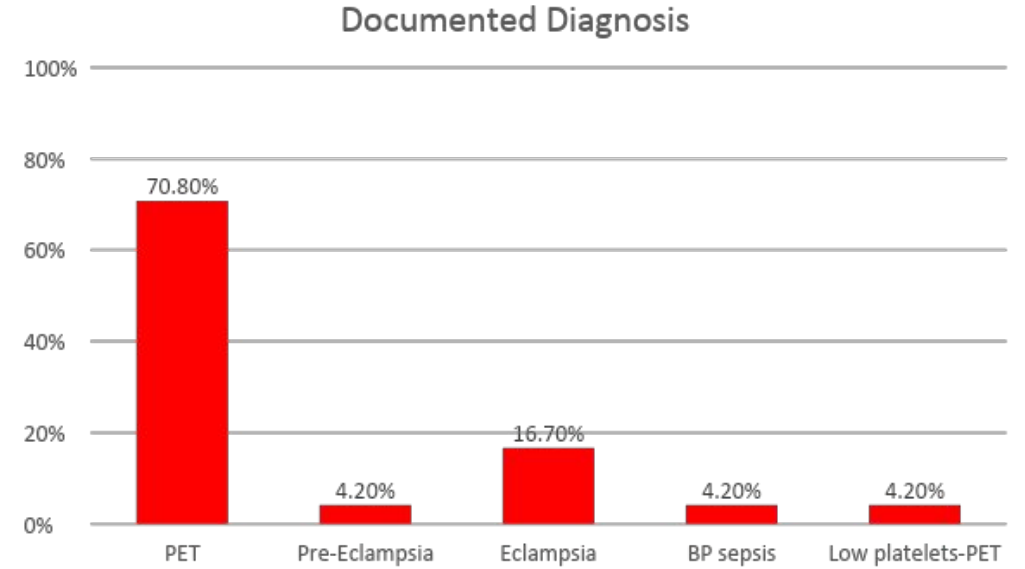


Figure 9: Documented diagnosis on maternity registers

Shared Conclusions

1. Clinical diagnostic and treatment bundle toolkit needed.
2. Drugs and fluids.

- Toolkit
- Escalation algorithm
- Dispensing dose package

What's happening now?



Participatory Tandem Audit 2019-2021